



THANK YOU FOR YOUR PURCHASE!

FOR ANY QUESTIONS PLEASE REACH OUT TO:

info@cfmotousaparts.com

(845) 5-CFMOTO

(845) 523-6686

9AM-5PM EST Mon-Fri

OUR FRIENDLY STAFF IS READY TO ASSIST YOU



ACCESSORY SETUP INSTRUCTION

SOFT STORAGE BAG -- PN 9DS#-809200-6000

VALID FOR: MY2019 CFORCE 800, MY2020 CFORCE 600 & CFORCE 1000, MY2022 CFORCE 400 (NEW)


BEFORE YOU BEGIN: Read and understand the instructions before starting any work. Make sure that all parts are ready and that you have all the tools required for assembly.


NOTE: CFMOTO shall not be liable for any damage caused by incorrect assembly. CFMOTO recommends that all original accessories be assembled by an authorized CFMOTO dealer.

Before assembly, park the vehicle on a flat surface, put the transmission gear into Park (P) and turn off the key switch.

Zhejiang CFMOTO Power Co., Ltd. All rights reserved. Reproduction of this document, even in part, as well as copying of all kinds, is permitted only with the express written permission of the copyright owner.

MEANING OF SYMBOLS

 - Indicates information with more details or tips.

 - Indicates information of warning or danger.

PARTS LIST:

S/N	PART NAME	PART NUMBER	QTY.	REMARK
1	SOFT STORAGE BAG	9DS#-809200-6000	1	






// Installation of the soft storage bag requires the rear rack extension (1) to be installed.



// Place the soft storage bag in the assembly position (1).



// Pull out the lock catch (1) and pull out the lock pin (2).



// Pass the lock pin (1) around the inner side of the rear rack extension (3), and upward through the D-ring (2).



// Insert the lock pin (1) into the lock catch (2).



// Install the remaining fixing points (1),(2),(3),(4) by repeating the previous steps.